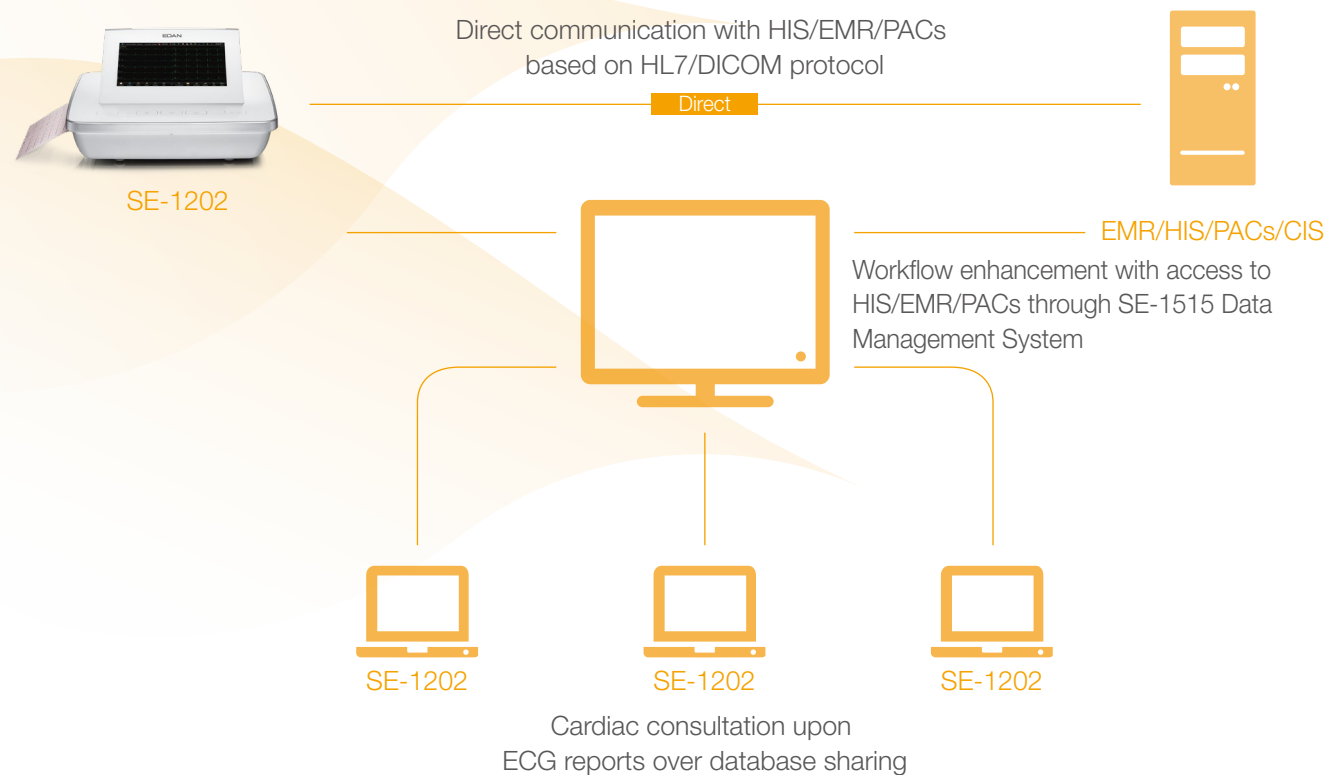
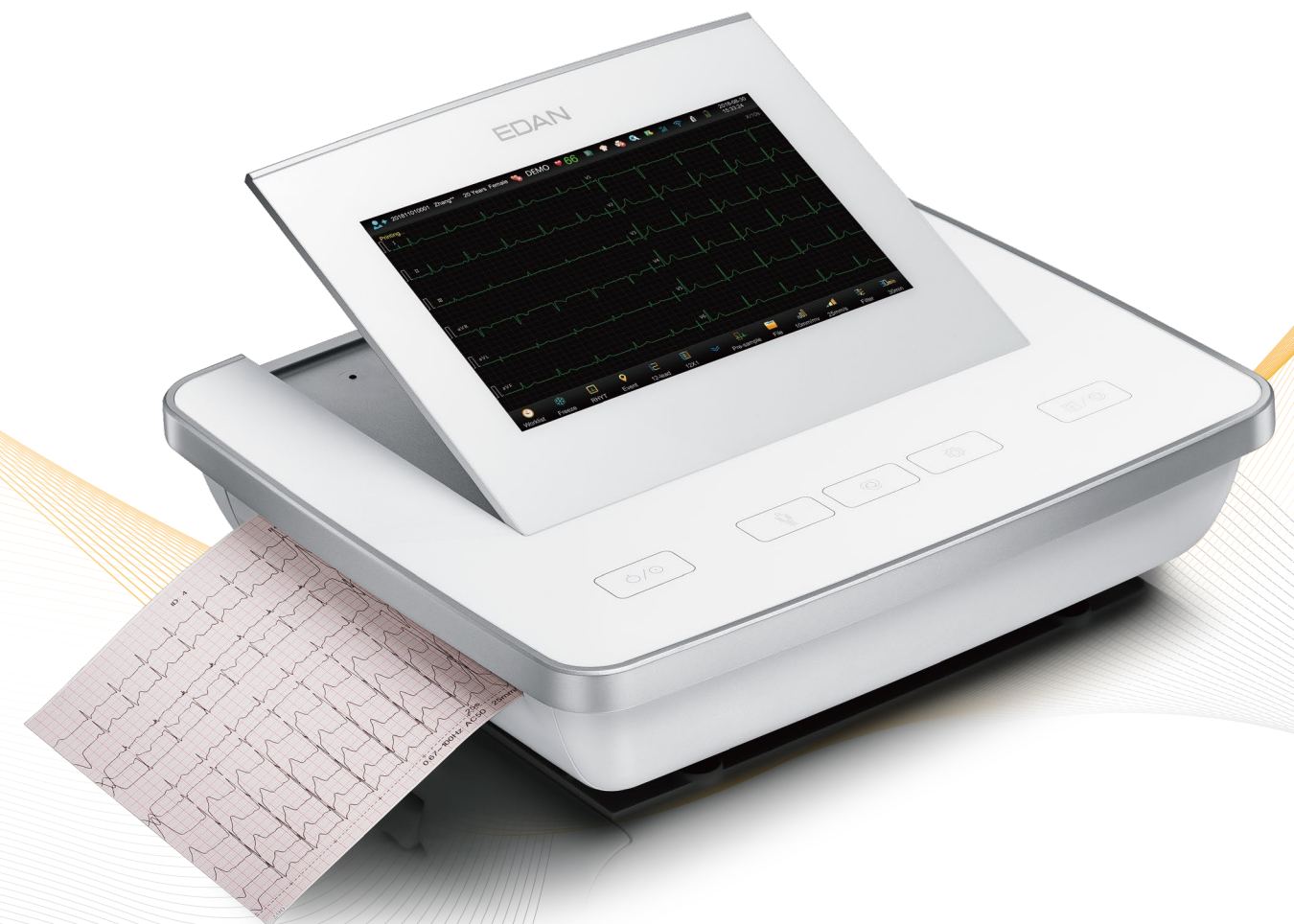


Streamlined Data Connectivity



Tailored for Advanced Cardiac Practice

SE-1202 Electrocardiograph



Comprehensive Solutions for Cardiac Practice

SE-1202, as a next-generation ECG workstation, provides a comprehensive set of cardiac diagnosis tools, delivering cutting-edge technologies to support your clinical decisions in cardiac practice.



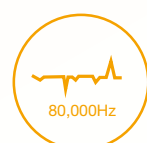
10.1"
Touch UI



Internal
Storage



Water-proof
Keys



Pacemaker
Detection

- 12-lead Standard Resting ECG
- 9-lead Resting ECG Tailored for Neonates
- Pharma Study
- Vector ECG & Timed Vector ECG (VCG&TVCG)
- Signal-average ECG (SAECG)
- Heart Rate Variability (HRV)
- ST-view (Intuitive Display of ST-segment)



The desirable 10.1" capacitive touch screen presents a gorgeous trace view, coming along with easy operations on an on-screen toolbar with customizable hotkeys.



Foldable screen with living hinge design.



The waterproof capacitive keys with multi-color breathing lights enable easy cleaning and sterilization, introducing a smooth input experience to your daily practice.

Exceptional Diagnosis Supports in Unexceptional Cases

Long-time Sampling

For certain cases in which a prolonged practice is required, an 1800 seconds recording could be applied, to help with either pretreatment diagnosis or post-treatment evaluations.

Auto Arrhythmia Detection

Arrhythmia trace segments could be highlighted on display with automatic saving strips for further analysis.

On-screen Diagnosis

Designed as an "All-in-One" workstation, the SE-1202 allows a complete paperless workflow with all measurements and diagnosis on screen, correctly and coherently. Any waveform segments can be amplified and measured. Any report can be edited and confirmed. Any two reports can be selected and compared.